

PRODUCT SPECIFICATIONS

Our tile kits are an innovative product that is a single, integrated system providing the classic look and feel of traditional ceramic tile without the need for costly specialized skills or tools.

Ideal for bathroom tub surrounds, showers, kitchen backsplashes and walls, these lightweight, flexible yet durable large format sheets install with a speed that is unmatched, resulting in a cost-efficient, professional look in about an hour.

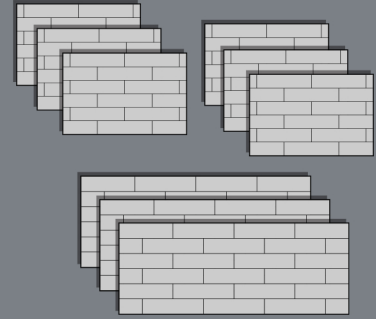




Standard Tub Surround Pro Kit - 9 tile panels

Standard Install Kit consist of:

- Six (6) side wall tile panels
 - 24" High x 36" Wide
 - 1/4" thick
 - Three (3) back wall tile panels
 - 24" High x 60" Wide
 - 1/4" thick
- Kit Coverage:
- Wall height 70"
 - Back wall width up to 60"
 - Side wall width up to 36"
 - Total square feet: 64



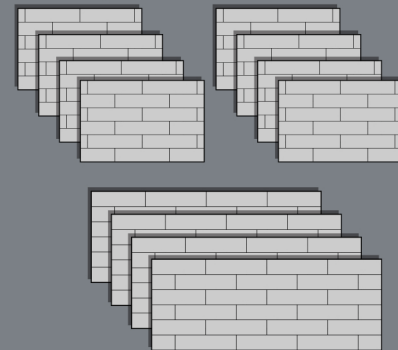
*Pictured: 4"x16" Subway - refer to SKUs for specific patterns



Standard Shower Surround Pro Kit - 12 tile panels

Standard Install Kit consist of:

- Eight (8) side wall tile panels
 - 24" High x 36" Wide
 - 1/4" thick
 - Four (4) back wall tile panels
 - 24" High x 60" Wide
 - 1/4" thick
- Kit Coverage:
- Wall height 94"
 - Back wall width up to 60"
 - Side wall width up to 36"
 - Total square feet: 84



*Pictured: 4"x16" Subway - refer to SKUs for specific patterns




Standard Backsplash Pro Kit- 5 tile panels

Example: 3"x6" Subway Pattern:

- Overall dimensions (each sheet):
- 19" High x 47" Wide
 - 1/4" thick
 - Square feet per tile panel: 6
 - Total kit square feet: 30

- Standard Colors:
- White, Passive Gray and Software Gray
 - Custom colors available; minimum quantity required



*Pictured: 3"x6" Subway - refer to SKUs for specific patterns

COLORS



Standard colors are Gloss White (SW7757), Passive Gray (SW7064) and Software Gray (SW7074) in both gloss and matte finishes. We are a proud partner with Sherwin-Williams color products and reference their SW paint codes (SWxxxx) for our finishes.

WARRANTY

Five-Year Limited Warranty

PRODUCT SPECIFICATIONS

Salt Spray Test, ASTM B117:	300 hours per the SW PDS for Polane 8910
Humidity, ASTM D2247,100°F, 100% RH:	1000 hours per the SW PDS for Polane 8910
Pencil Hardness, ASTM D3363:	2H
Chip resistance:	Excellent, 7A
Water Immersion: 96 hours:	No effect
Water spot test: 24 hours:	No effect
Chemical Resistance Test (24 hr covered spot test):	
Engine Oil:	No visual effect
Diesel Fuel:	No visual effect
Unleaded Gasoline:	No visual effect
Trisodium Phosphate:	No visual effect
Surface Burning Characteristics, ASTM E 84:	Flame Spread: 50 Smoke Developed: 950
National Fire Protection Association (NFPA) Fire Rating:	Class B
International Code Council (ICC) Fire Rating:	Class 2
Mold and mildew test, ASTM D3273:	Resistant
Water Absorption Coefficient and Resistance, ASTM D570:	Passed
Water Vapor Permeance, ASTM E96:	<0.5 perms

APPLICATION

VERTICAL, INDOOR APPLICATION ONLY! Approved for use as a stove backer near or behind a cooking range where the heat source is not closer than 6 inches. Not approved for flooring, load bearing or outdoor applications.

Interior Ceramic Tile Substitute complying with the following:

Type: Mold and mildew resistant polyvinyl chloride (PVC).

Thickness: nominal 1/4 inch (6 mm).

Finished Coating: Polyurethane Enamel.

Board Size: various depending on application.

Meets IBC Section 307.2, Bathtub and shower spaces.

Meets HUD Code Section 3280.202 with subsection 3280.203 Flame spread limitations and fire protection requirements.

DELIVERY, STORAGE and HANDLING

Deliver and store products in manufacturer's unopened packaging bearing the brand name and manufacturer's identification until ready for installation.

Store materials on level supports off the ground to prevent sagging. Cover loosely with waterproof material to prevent condensation from forming while protecting against weather, direct sunlight, surface contamination, and construction traffic.

Handle materials to avoid damage to edges and surfaces.

INSTALLATION ACCESSORIES

Can be installed using standard construction adhesives.

When using grout, as recommended, use only UNSANDED or NON-Sanded grout. Any other grout will likely dull the surface of the product.

Do not use any reciprocating power tools such as jigsaws or sawzalls to cut the product to prevent rough edges along the cut line. If using power tools, use only oscillating or circular saws.

Reference our installation instructions and recommended tools list for further details.

PRODUCT SKUs

Tub Surround Pro Kits | 9 tile panels per pack | 3 rows


Color	Finish	Pattern	Size (side x back walls)	SF/Pack	SKU
White	Gloss	Subway (4"x16")	6 ea 24"x36" & 3 ea 24"x60"	64.0	ATSP-36-60-70-01-SS-08-9
White	Matte	Subway (4"x16")	6 ea 24"x36" & 3 ea 24"x60"	64.0	ATSP-36-60-70-01M-SS-08-9
White	Gloss	Subway (12"x24")	6 ea 24"x36" & 3 ea 24"x60"	64.0	ATSP-36-60-70-01-SS-09-9
White	Matte	Subway (12"x24")	6 ea 24"x36" & 3 ea 24"x60"	64.0	ATSP-36-60-70-01M-SS-09-9

Shower Surround Pro Kits | 12 tile panels per pack | 4 rows

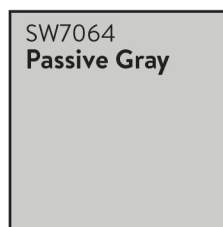
Color	Finish	Pattern	Size (side x back walls)	SF/Pack	SKU
White	Gloss	Subway (4"x16")	8 ea 24"x36" & 4 ea 24"x60"	84.0	ATSP-36-60-94-01-SS-08-12
White	Matte	Subway (4"x16")	8 ea 24"x36" & 4 ea 24"x60"	84.0	ATSP-36-60-94-01M-SS-08-12
White	Gloss	Subway (12"x24")	8 ea 24"x36" & 4 ea 24"x60"	84.0	ATSP-36-60-94-01-SS-09-12
White	Matte	Subway (12"x24")	8 ea 24"x36" & 4 ea 24"x60"	84.0	ATSP-36-60-94-01M-SS-09-12

Backsplash Pro Kit | 5 tile panels per pack

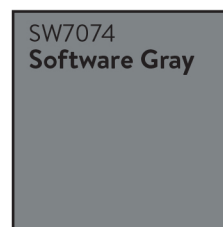
Color	Finish	Pattern	Size	SF/Pack	SKU
White	Gloss	Subway (3"x6")	19" x 47"	30	AP03-01-SS-01-5
White	Gloss	Herringbone (3"x6")	19" x 47"	30	AP03-01-HB-01-5
White	Gloss	Hexagon (4"x4")	19" x 47"	30	AP03-01-HX-03-5
Passive Gray	Gloss	Subway (3"x6")	19" x 47"	30	AP03-02-SS-01-5
Passive Gray	Gloss	Herringbone (3"x6")	19" x 47"	30	AP03-02-HB-01-5
Passive Gray	Gloss	Hexagon (4"x4")	19" x 47"	30	AP03-02-HX-03-5
Software Gray	Gloss	Subway (3"x6")	19" x 47"	30	AP03-08-SS-01-5
Software Gray	Gloss	Herringbone (3"x6")	19" x 47"	30	AP03-08-HB-01-5
Software Gray	Gloss	Hexagon (4"x4")	19" x 47"	30	AP03-08-HX-03-5



Standard Color



Standard Color



Standard Color

