

# PRODUCT TECHNICAL GUIDE

## OFFERING CHART

 = AVAILABLE

DOOR COLOR ▶		FLOUR	MIST	STORM	GRAPHITE	ESPRESSO WALNUT	SABLE OAK	NIMBUS OAK	PAINT READY	SNOW GLOSS	PLATINUM TEAK	URBAN TEAK	MOCHA TEAK
DOOR STYLE	SHAKER CLASSIC												
	SHAKER SLIDE												
	SLAB												
	FUSION CLASSIC												
	FUSION SLIDE												
ACCESSORY	MOLDINGS								CROWN ONLY				
	PEEL AND STICK FILM												
	CUT-TO-SIZE PANELS	1/4" 5/8"	1/4"	1/4" 5/8"	1/4" 5/8"	1/4"	1/4"	1/4"	1/4" 5/8"	3/4"	1/4" 5/8"	1/4" 5/8"	1/4" 5/8"
	TOEKICK	1/4"	1/4"	1/4"	1/4"	1/8"	1/8"	1/8"	1/4"		1/4"	1/4"	1/4"

### PEEL AND STICK FILM

Peel and Stick Film for cabinet boxes is offered in select colors. Available in 2' w x 8'h and 4'w x 8'h. Perfectly matches doors. Woodgrain runs in the 8' direction.

### CUT-TO-SIZE PANELS

Available in 1/4", 5/8" or 3/4" thick, depending on the color. Please refer to the product offering chart for what thicknesses are available in what color. All panels are finished on both sides. 5/8" and 3/4" panels are edgebanded on 4 sides. 1/4" panels are raw on all sides. Width across grain: Minimum 5" and Maximum 48".

### TOEKICK

Available in 1/8" and 1/4" thick, depending on the color and fixed size of 4 1/2" x 94" long.

### PAINT & TOUCH-UP PENS

Paint is available in every color. The paint sticks to any clean, dull surface. It's a latex (water-based) paint with a satin finish that's highly durable, lightfast, moisture resistant, and washable. Touch-up pens are available in all colors (except Snow Gloss) to fix minor scratches. If needed, rub off excess with a soft cloth or steel wool.

### CAULK

Available in all colors except Snow Gloss. Squeeze tubes contain 5.5oz. for use on molding seams or transitions from moldings to walls and cabinets. Easy water cleanup.

# PRODUCT TECHNICAL GUIDE

## HINGES

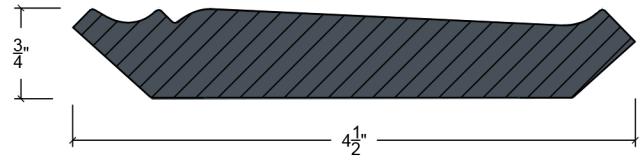
Available in multiple overlays, in standard and soft-close, and for many special circumstances:



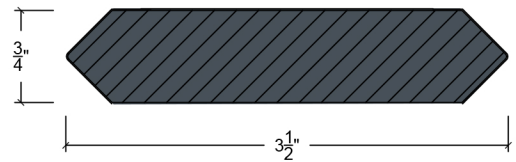
HINGE OVERLAY	FRAMED	FRAMELESS	STANDARD CLOSE	SOFT CLOSE
1/2"	✓		✓	✓
3/4"	✓		✓	✓
1"	✓		✓	✓
1-1/4"	✓		✓	✓
1-3/8"	✓			✓
FULL OVERLAY		✓	✓	✓
45 DEGREE		✓	✓	
BLIND		✓	✓	
INSIDE SQUARE CORNER	✓	✓	✓	

## MOLDINGS

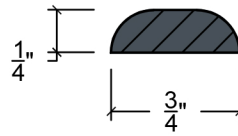
Available in the following styles in lengths of 94":



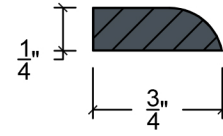
4.5" CROWN



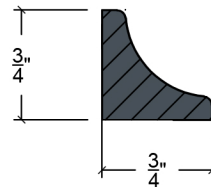
SHAKER



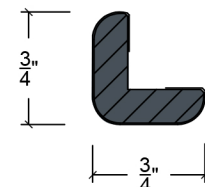
BATTEN



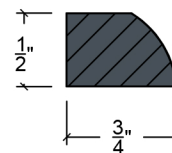
SCRIBE



INSIDE CORNER



OUTSIDE CORNER



SHOE MOULDING

